



DARRANG COLLEGE

Alumni Feedback 2023-2024



DARRANG COLLEGE
TEZPUR- 784001

DARRANG COLLEGE, TEZPUR

REPORT

ON

Alumni Feedback 2023-2024



Darrang College, Teapur- 784001

SESSION 2023-2024

ACKNOWLEDGEMENT

We extend our gratitude to all students, teachers, non-teachingstaff and alumni who participated in providing their valuable feedback to Darrang college. Your suggestions play a vital role in shaping the future of Darrang College. We are committed to use this feedback to continuously improve the standard of quality education ensuring that we meet the evolving needs and expectations of our student community.

CONTENT

Introduction	1
Methodology	2
Results	3
Conclusion	8
References	9
Annexure- I	10

1.INTRODUCTION

Established in 1945 by the people of Tezpur, Darrang College was permanently affiliated to Gauhati University in 1953. With the motto of “Be a Jewel among men”, it has been uninterruptedly working for the fruitful dissemination of knowledge to its pupils with the solemn aim of making them worthy citizens of the country. The claim has been vindicated by a large number of alumni glittering in the national and international arena. To assess the quality of our educational programs, services, and facilities, as well as to identify areas for improvement and enhancement; each year Darrang College conducts an Alumni Feedback survey to provide actionable insights that will inform decision-making and initiatives aimed at enhancing the overall development of the institution.

This report has been prepared based on the feedback received from the Alumni of Darrang College during March 2024. This report provides a comprehensive overview of the feedback gathered from Alumni. It serves as a valuable tool for assessing the quality of our educational programs, services, and facilities, as well as identifying key areas for improvement and enhancement.

2. Aims and Objective of the survey: The report serves as a valuable tool for:

- Assessing the quality of our educational programs, services, and facilities, as well as identifying areas for improvement and enhancement.
- To provide actionable insights that will aid decision-making and initiatives aimed at enhancing the overall experience of the Alumni.

3. Methodology:

3.1 Sample: Size of the sample is 123

3.2 Tools used for data collection: A 5-item non-standardized self-prepared 5-point Likert scale is used for understanding various aspects of experiences by the Staff of the College, availability of campus resources, facilities provided etc. The Likert scale was created by Rensis Likert in 1932. The Likert scale is a type of rating scale. A rating scale is a measurement instrument used to determine a respondent's attitude toward self, others, or situations. Since it is 5 points, it contains a midpoint and allows respondents to be undecided. The purpose of the Likert scale is to determine a respondent's attitude or opinion regarding themselves, others, or situations. The Likert scale allows researchers to obtain quantitative data from qualitative notions such as providing respondents with a statement and asking them to respond on an agree/disagree continuum (Waltz, T.B.2023)

Google form: A link is created by using Google form including the survey questioner. Google Forms is a survey administration software included as part of the free, web-based Google Docs Editors suite offered by Google. The service also includes Google Docs, Google Sheets, Google Slides, Google Drawings, Google Sites, and Google Keep. Google Forms is only available as a web application. The app allows users to create and edit surveys online while collaborating with other users in real-time. The collected information can be automatically entered into a spreadsheet (Wikipedia 2024).

3.3 Procedure: The Google form including survey questioner circulated to the Alumni of Darrang College during 03/04/2024 to 09/04/2024 through the website of Darrang College Tezpur. Total 123no's of Alumni responded to the survey.

Statistical tools: For analysis of data Table, Pie chart, Line graph, etc are used.

Results

Table 1												
Statement ← →												
	Statement-1 infrastructural development		Statement-2 progress of the college		Statement-3 Activity of the College Alumni Association		Statement-4 contact with the Alumni.		Statement-5 Alumni contribution		Statement 6. The present functioning of the college is quite satisfactory.	
	N O S.	Per centa ge	N O S.	Per centa ge	N O S.	Per centa ge	N O S. .	Per centa ge	N O S. .	Per centa ge	N O S. .	Per centa ge
Strongly Agree	68	52	49	37	51	39	61	47	55	42	45	45
Agree	57	44	60	46	55	42	50	38	48	37	41	41
Undecided	3	2	17	13	20	15	12	9	26	20	10	10
Disagree	1	1	3	2	2	2	5	4	0	0	2	2
Strongly Disagree	2	2	2	2	3	2	3	2	2	2	2	2

Table 1 and shows the statement wise Nos. and percentage of responses. The Graphical representation and results are discussed in following Figures and Paragraphs.

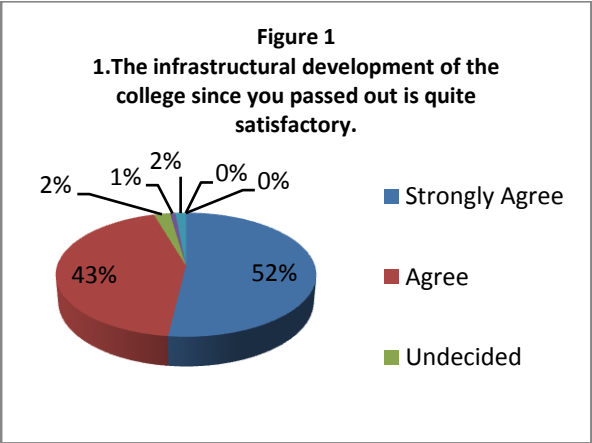


Figure 1 shows the result of statement 1. In statement 1 i.e. (The infrastructural development of the college since you passed out is quite satisfactory.), Among the 123 respondents 52% Strongly agree with the statement, 44% Agreed with the statement, 2% not able to decide, 1% disagreed and 2% strongly disagree with the statement.

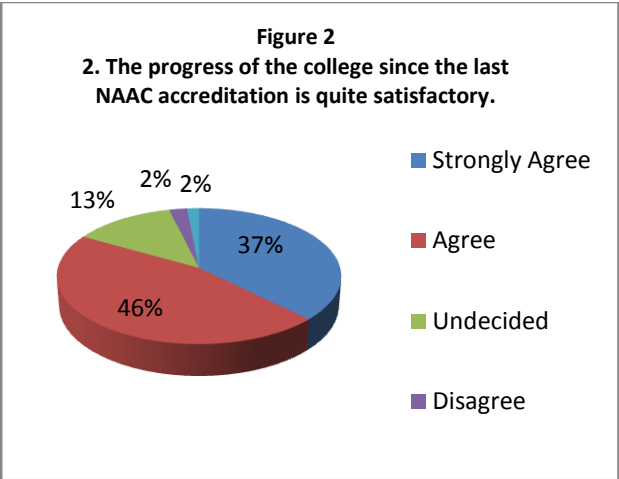


Figure 2 shows the result of statement 2. In statement 2 ie. (The infrastructural development of the college since you passed out is quite satisfactory.), Among the 123respondents 37% Strongly agree with the statement, 46% Agreed with the statement, 13% not able to decide, 2%disagreed and 2% strongly disagree with the statement.

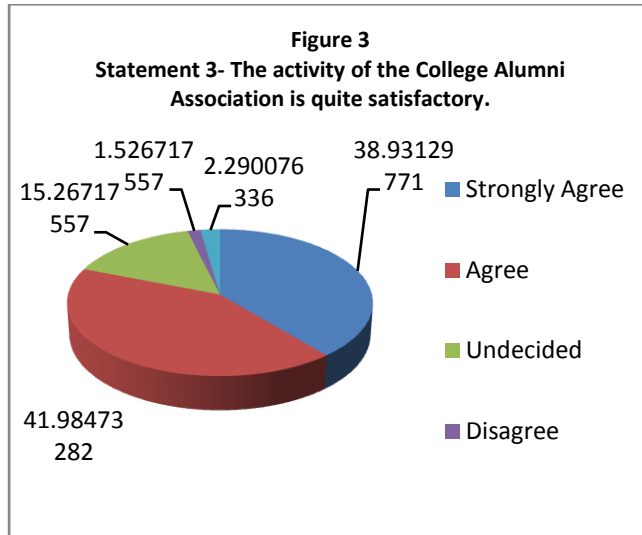


Figure 3 shows the result of statement 3.In statement 3 ie. (The activity of the College Alumni Association is quite satisfactory.), Among the 123 respondents 39% Strongly agree with the statement, 42% Agreed with the statement, 15% not able to decide, 2%disagreed and 2% strongly disagree with the statement.

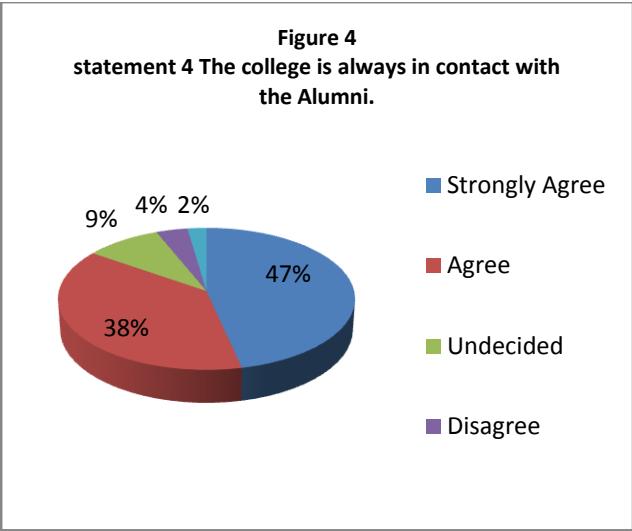


Figure 4 shows the result of statement 4. In statement 4 i.e. (The college is always in contact with the Alumni.), Among the 123 respondents 47% strongly agree with the statement, 38% Agreed with the statement, 9% not able to decide, 4% disagreed and 2% strongly disagree with the statement.

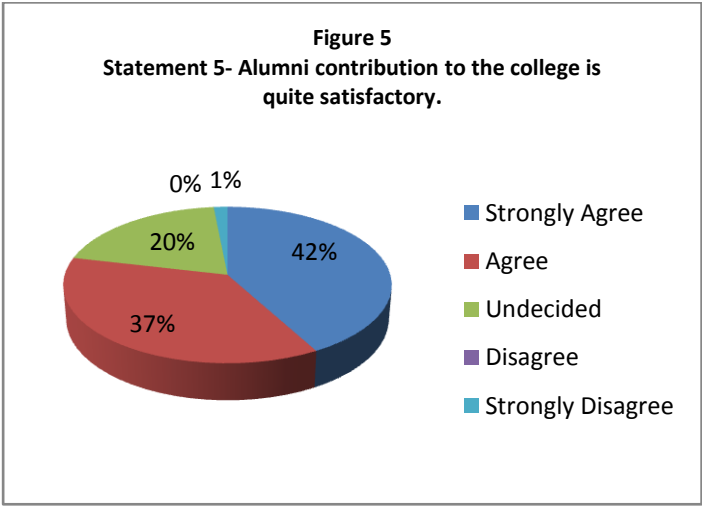


Figure 5 shows the result of statement 5. In statement 5 i.e. (Alumni contribution to the college is quite satisfactory.), Among the 123 respondents 42% Strongly agree with the statement, 37% Agreed with the statement, 20% not able to decide, and 2% strongly disagree with the statement.

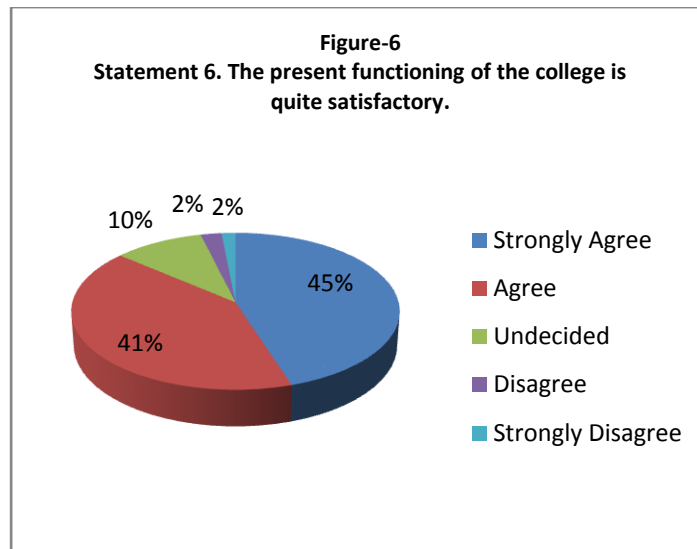
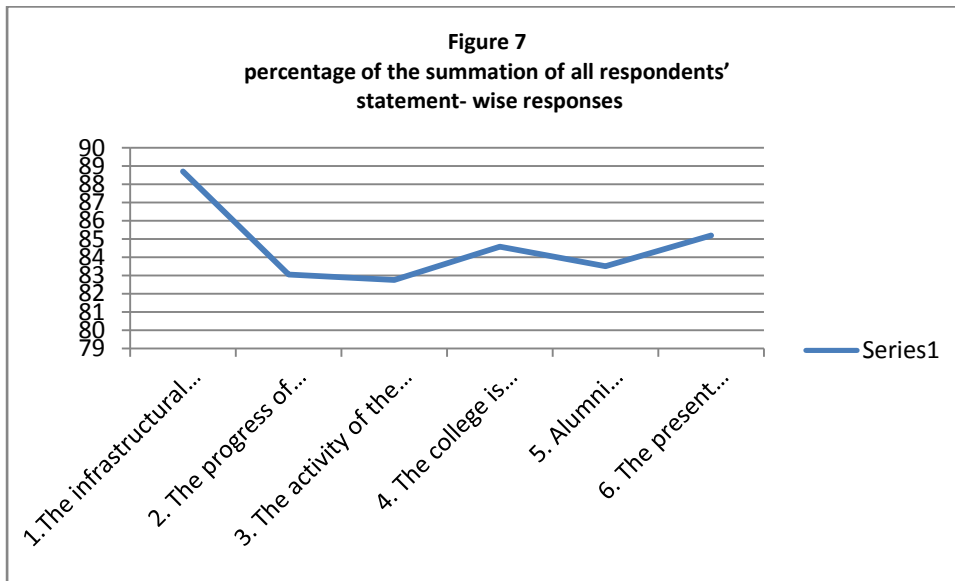


Figure 6 shows the result of statement 6. In statement 6 i.e. (The present functioning of the college is quite satisfactory.), Among the 123 respondents 45% Strongly agree with the statement, 41% Agreed with the statement, 10% not able to decide, 2% strongly disagree and 2% strongly disagree with the statement.

Percentage of the summation of all respondents' statement-wise responses						
Statement	1.The infrastructural development of the college since you passed out is quite satisfactory.	2. The progress of the college since the last NAAC accreditation is quite satisfactory.	3. The activity of the College Alumni Association is quite satisfactory.	4. The college is always in contact with the Alumni.	5. Alumni contribution to the college is quite satisfactory.	6. The present functioning of the college is quite satisfactory.
Percentage	88.70229008	83.05343511	82.7480916	84.58015	83.51145	85.19084

Table 2 shows the percentage of the summation of all respondents' statement-wise responses. To calculate it a simple equation is applied.

$$\frac{\text{summation of all respondents' statement wise responses}}{N \times 5} \times 100$$



The Diagrammatic representation of Table 2 is shown in figure 7 .By analyzing table 2 and Figure 7, A high percentage is observed in statement 1 (88%) followed by statement 6 (85%) and statement 4(84%) . A low Percentage is observed in statement 3 (82%).

4. Conclusion:

To conclude it can be said that the analysis of alumni feedback gives us an opportunity to realize the strong and weak areas of the college. The college is continuously striving to excel in imparting quality education as well as community engagement with the support of all stakeholders. Expectation from the alumni of Darrang College is always high as alumni are well placed and they can generously contribute for the growth of the college to meet the challenges of the 21st century.

The analysis of the feedback shows that majority of the Alumni express satisfaction with the following dimensions:

1. The infrastructural development of the college since you passed out is quite satisfactory.
2. The present functioning of the college is quite satisfactory.
3. Contact with the Alumni.

Majority of the Alumni express less satisfaction in the following aspect:

1. The activity of the College Alumni Association

5. References:

Waltz, T.B.- (2023) *Likert Scale | Definition, Examples & Importance*, *study.com*. Available at: <https://study.com/learn/lesson/likert-scale-examples-analysis.html> (Accessed: 20 April 2024).

Google forms (2024) *Wikipedia*. Available at: https://en.wikipedia.org/wiki/Google_Forms (Accessed: 23 April 2024).

ANNEXURE- I

1. The infrastructural development of the college since you passed out is quite satisfactory.

Strongly Agree	Agree	Undecided	Disagree	Strongly Disagree
----------------	-------	-----------	----------	-------------------

2. The progress of the college since the last NAAC accreditation is quite satisfactory.

Strongly Agree	Agree	Undecided	Disagree	Strongly Disagree
----------------	-------	-----------	----------	-------------------

3. The activity of the College Alumni Association is quite satisfactory.

Strongly Agree	Agree	Undecided	Disagree	Strongly Disagree
----------------	-------	-----------	----------	-------------------

4. The college is always in contact with the Alumni.

Strongly Agree	Agree	Undecided	Disagree	Strongly Disagree
----------------	-------	-----------	----------	-------------------

5. Alumni contribution to the college is quite satisfactory.

Strongly Agree	Agree	Undecided	Disagree	Strongly Disagree
----------------	-------	-----------	----------	-------------------

6. The present functioning of the college is quite satisfactory.

Strongly Agree	Agree	Undecided	Disagree	Strongly Disagree
----------------	-------	-----------	----------	-------------------