


**DARRANG COLLEGE**  
**TEZPUR**  
ESTD-1945



ADDRESS:  
DARRANG COLLEGE,  
TEZPUR-784001,  
ASSAM, INDIA.

website-darrangcollege.ac.in  
email-darrangcollege@gmail.com  
phone-03712-220014, 225410

**DARRANG COLLEGE, TEZPUR  
ASSAM, INDIA**

<https://darrangcollege.ac.in>  
e-mail: [darrangcollege@gmail.com](mailto:darrangcollege@gmail.com)

**REPORT ON**

**Feedback of Teachers**

**Analysis and Action Taken by the institution**



**Session 2022-2023**

**Submitted by**

**Principal & IQAC, Darrang College**

# Report on Feedback of Teachers

Session 2022-2023

Darrang college, Tezpur

## Introduction:

Effective feedback from teachers assists in student identification of different levels of understanding. Teachers can determine the learning preference of individual students and get the information to help guide instruction.

## Objective:

To collect the feedback from the teachers of Darrang College regarding curriculum aspects and teaching learning process and make necessary improvements.

## Methodology:

- Method: Descriptive survey method is applied for the study.
- Population: All the teachers (both sanctioned and non- sanctioned) of darrang college are the population of the study.
- Sample: 86 responses were received which is the 71% sample of total population.
- Tool used: [https://darrangcollege.ac.in/teaching\\_staff\\_feedback.pdf](https://darrangcollege.ac.in/teaching_staff_feedback.pdf)

## Analysis and Interpretation:

Table 1

Percentage of Responses of Item 1

Items	Responses											
	Strongly Agree		Agree		Neutral		Disagree		Strongly disagree		Total	
1	N	%	N	%	N	%	N	%	N	%	N	%
The syllabus / courses taught by me have a good balance between theory and application	28	32.56	49	56.98	7	8.13	2	2.33	0	0	86	100

**Figure 1**

**Figure showing the percentage of responses of item 1**

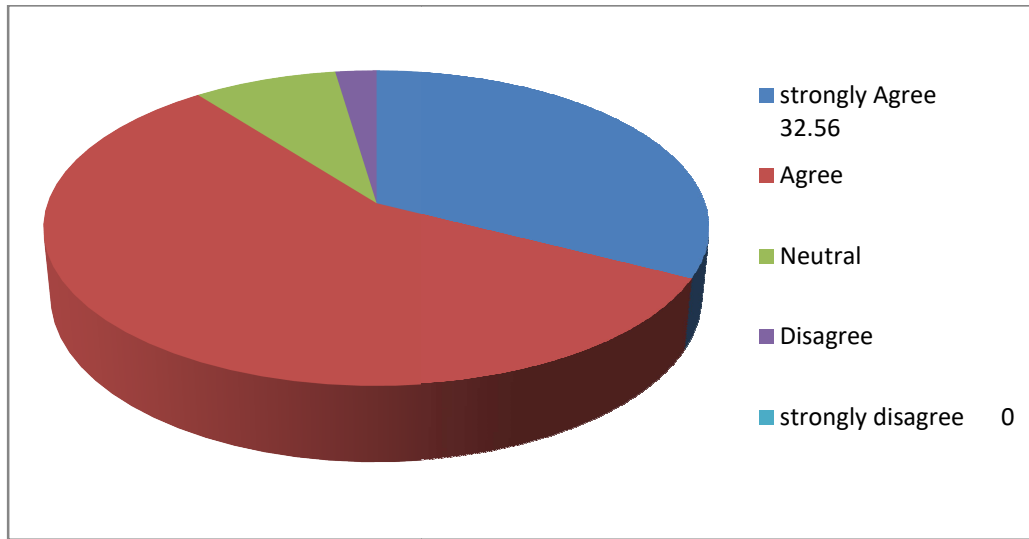


Table 1 and figure 1 shows that 32.56 % teachers strongly agree that the syllabus / courses taught by them have a good balance between theory and application, 56.98% teachers agree , 8.13% teachers is Neutral, 2.33% teachers is disagree and 0% is strongly disagree.

**Table 2**

**Percentage of Responses of Item 2**

Items	Responses											
	Strongly Agree		Agree		Neutral		Disagree		Strongly disagree		Total	
2	N	%	N	%	N	%	N	%	N	%	N	%
The curriculum has good academic flexibility	15	17.44	58	67.44	11	12.80	1	1.16	1	1.16	86	100



**Figure 2**

**Figure showing the percentage of responses of item 2**

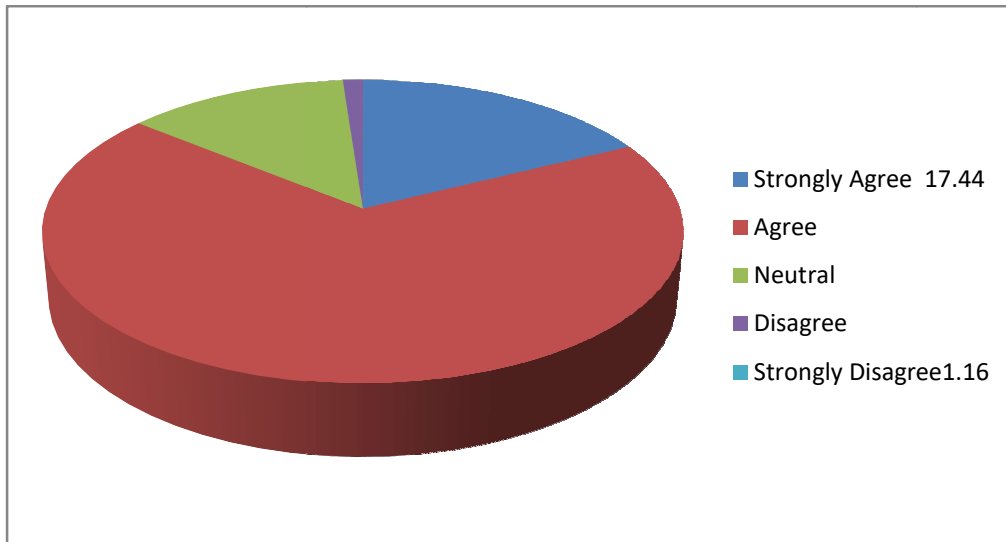


Table 2 and figure 2 shows that 17.44 % teachers strongly agree that the curriculum has good academic flexibility 67.44 teachers agree , 12.80% teachers is Neutral, 1.16% teachers is disagree and 1.16% is strongly disagree.

**Table 3**

**Percentage of Responses of Item 3**

Items	Responses											
	Strongly Agree		Agree		Neutral		Disagree		Strongly disagree		Total	
3	N	%	N	%	N	%	N	%	N	%	N	%
The course content fulfills the need of the students	16	18.60	57	66.27	10	11.63	2	2.33	1	1.16	86	100

**Figure 3**

**Figure showing the percentage of responses of item 3**

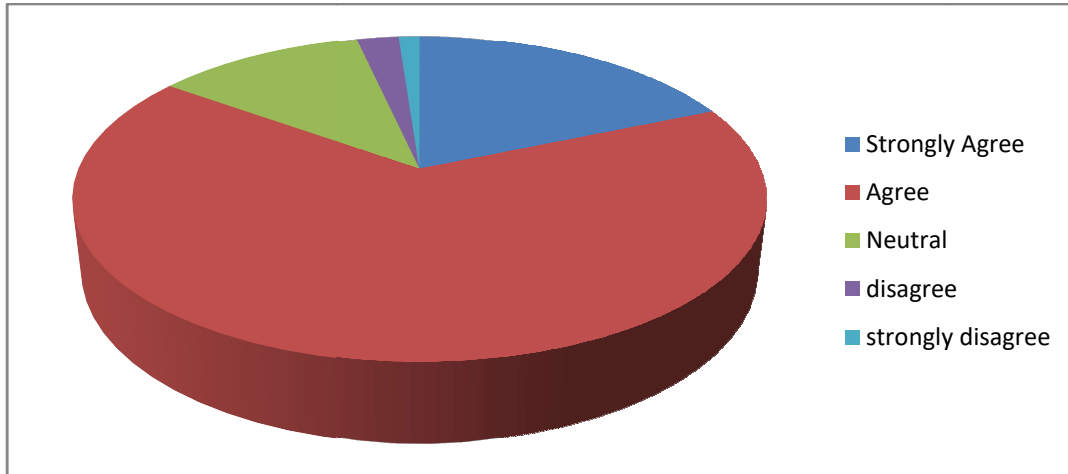


Table 3 and figure 3 shows that 18.60 % teachers strongly agree that the course content fulfills the need of the students 66.27 teachers agree , 11.63% teachers is Neutral, 2.33% teachers is disagree and 1.16% is strongly disagree.

**Table 4**

**Percentage of Responses of Item 4**

Items	Responses											
	Strongly Agree		Agree		Neutral		Disagree		Strongly disagree		Total	
4	N	%	N	%	N	%	N	%	N	%	N	%
Syllabus is suitable for both slow and fast learners	7	8.14	59	68.60	12	13.96	7	8.14	1	1.16	86	100

Figure 4

Figure showing the percentage of responses of item 4

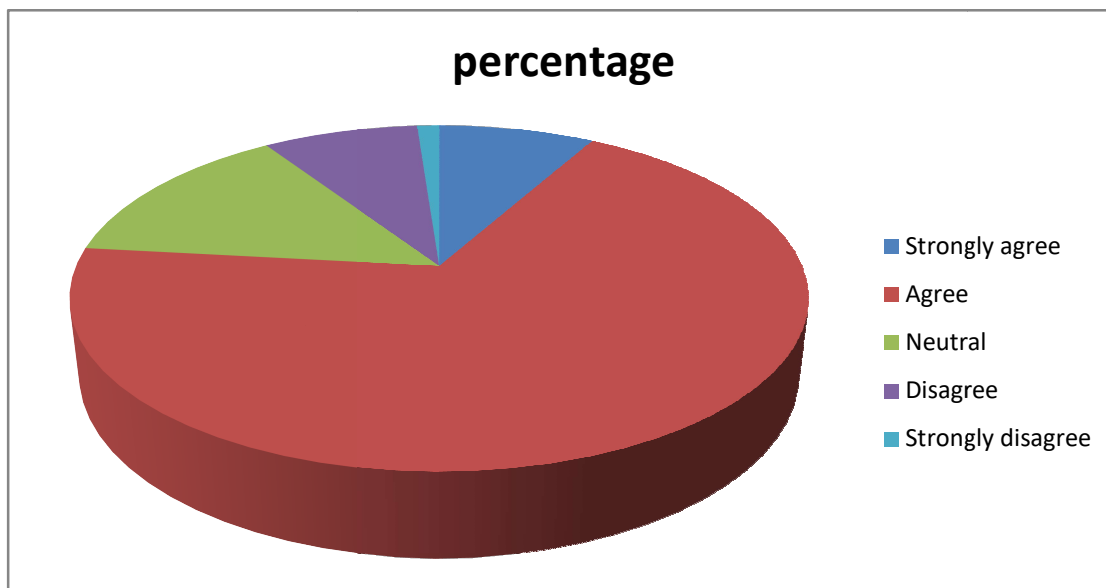


Table 4 and figure 4 shows that 8.14 % teachers strongly agree that Syllabus is suitable for both slow and fast learners ,68.60% teachers agree , 13.96% teachers is Neutral, 8.14% teachers is disagree and 1.16% is strongly disagree.

Table 5

Percentage of Responses of Item 5

Items	Responses											
	Strongly Agree		Agree		Neutral		Disagree		Strongly disagree		Total	
5	N	%	N	%	N	%	N	%	N	%	N	%
Syllabus has job readiness capability	11	12.79	44	51.16	24	27.91	7	8.14	0	0	86	100

Figure 5

Figure showing the percentage of responses of item 5

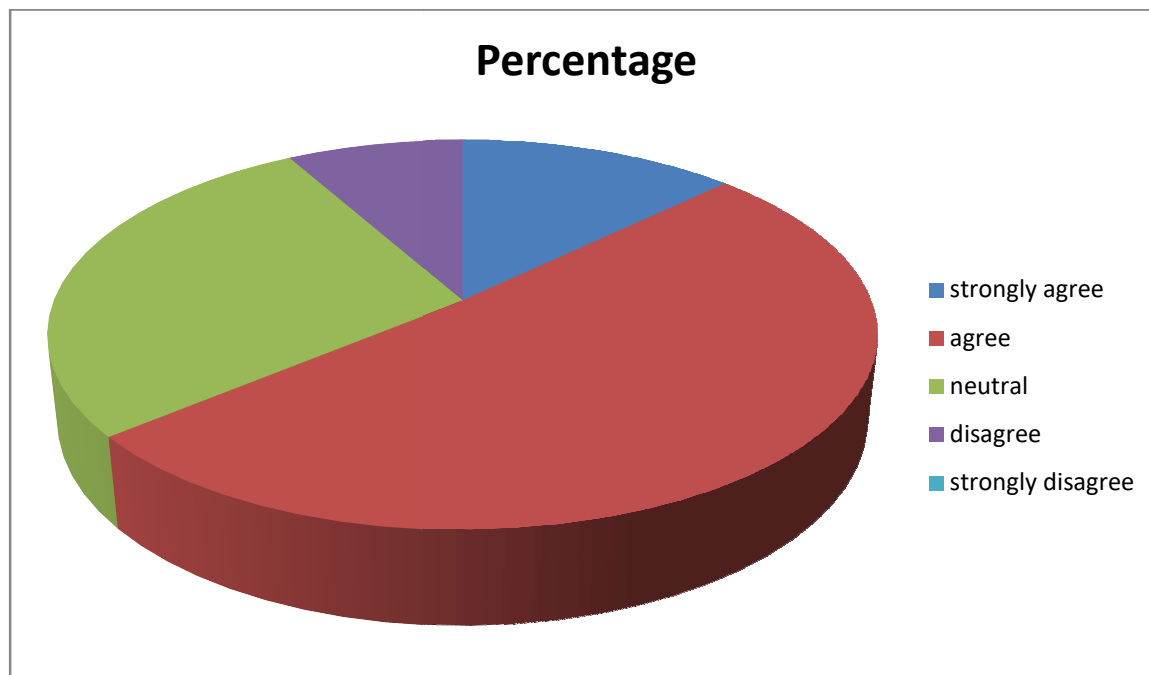


Table 5 and figure 5 shows that 12.79 % teachers strongly agree that Syllabus has job readiness capability ,51.16% teachers agree , 27.91% teachers is Neutral, 8.14% teachers is disagree and 0% is strongly disagree.

Table 6

Percentage of Responses of Item 6

Items	Responses											
	Strongly Agree		Agree		Neutral		Disagree		Strongly disagree		Total	
6	N	%	N	%	N	%	N	%	N	%	N	%
Time framework is suitable for completion of the syllabus during the semester	10	11.64	51	59.30	12	13.95	13	15.11	0	0	86	100



Figure 6

Figure showing the percentage of responses of item 6

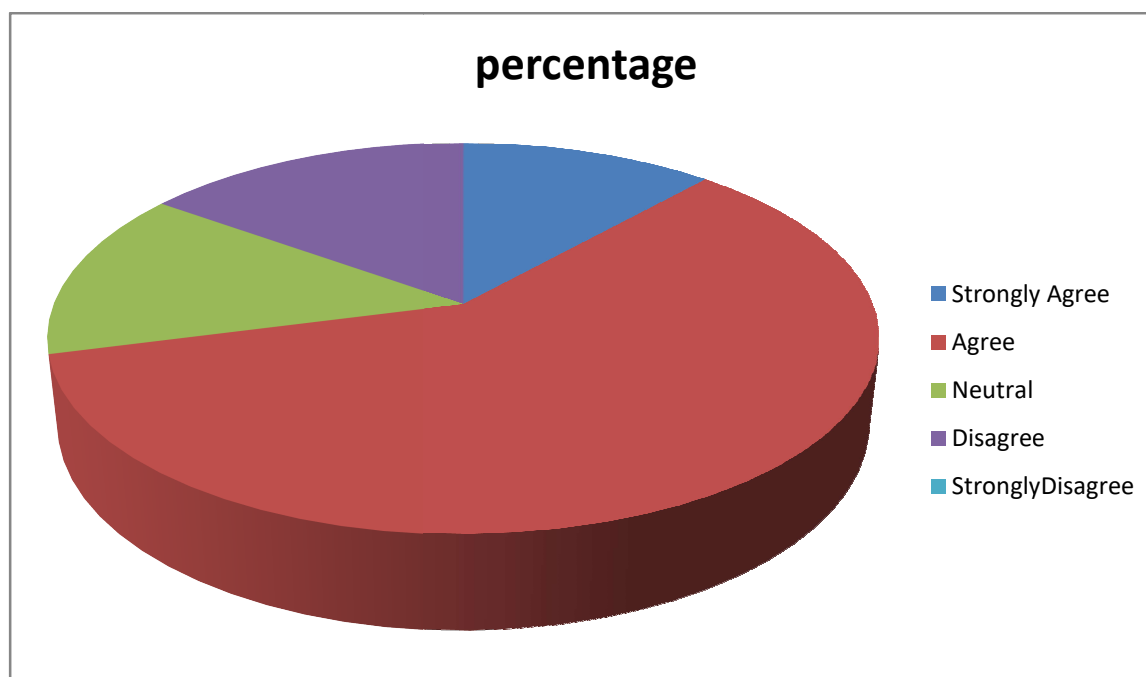


Table 6 and figure 6 shows that 11.64 % teachers strongly agree that Time framework is suitable for completion of the syllabus during the semester ,59.30% teachers agree , 13.95% teachers is Neutral, 15.11% teachers is disagree and 0% is strongly disagree.

Table 7

Percentage of Responses of Item 7

Items	Responses											
	Strongly Agree		Agree		Neutral		Disagree		Strongly disagree		Total	
7	N	%	N	%	N	%	N	%	N	%	N	%
The course of the study carries sufficient number of optional papers for students	11	12.80	54	62.80	13	15.11	7	8.13	1	1.16	86	100

Figure 7

Figure showing the percentage of responses of item 7

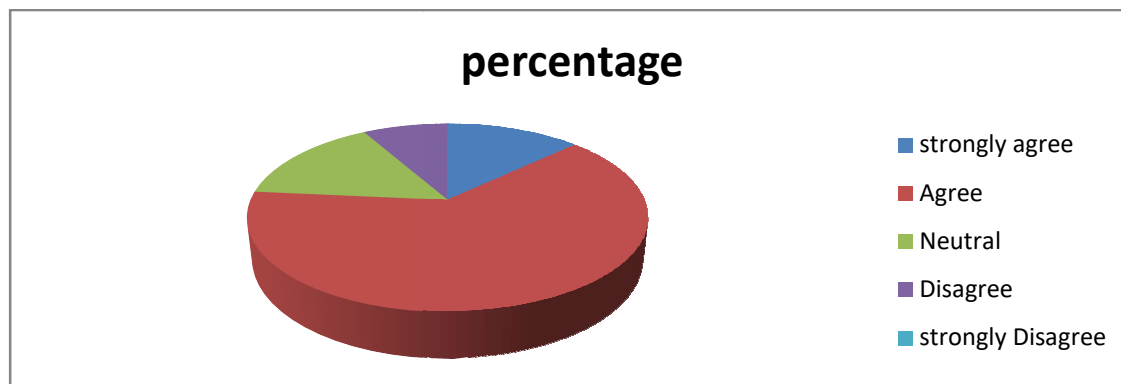


Table 7 and figure 7 shows that 12.80 % teachers strongly agree that the course of the study carries sufficient number of optional papers for students,62.80% teachers agree , 15.11% teachers is Neutral, 8.13% teachers is disagree and 1.16% is strongly disagree.

Table 8

Percentage of Responses of Item 8

Items	Responses											
	Strongly Agree		Agree		Neutral		Disagree		Strongly disagree		Total	
8	N	%	N	%	N	%	N	%	N	%	N	%
The course of the subject has made you more interested in the subject area	17	19.77	59	68.60	9	10.47	1	1.16	0	0	86	100

Figure 8

Figure showing the percentage of responses of item 8

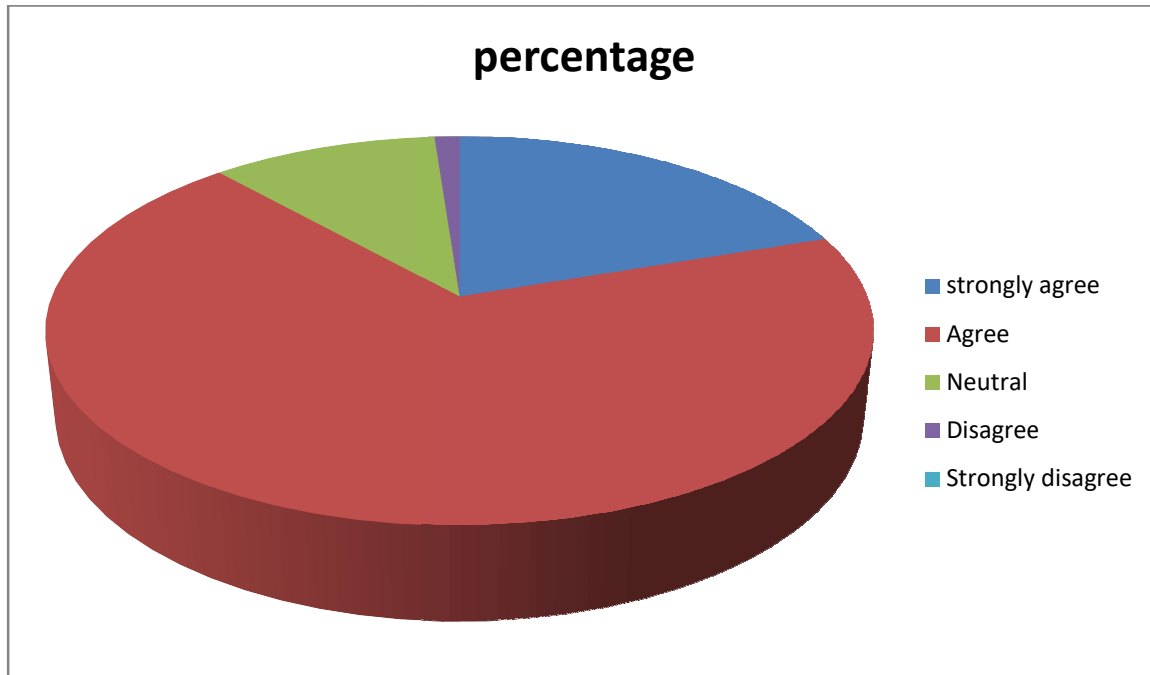


Table 8 and figure 8 shows that 19.77 % teachers strongly agree that the course of the subject has made them more interested in the subject area,68.60% teachers agree , 10.47% teachers is Neutral, 1.16% teachers is disagree and 0% is strongly disagree.

Table 9

Percentage of Responses of Item 9

Items	Responses											
	Strongly Agree		Agree		Neutral		Disagree		Strongly disagree		Total	
9	N	%	N	%	N	%	N	%	N	%	N	%
I have the freedom to adopt new techniques/strategies of testing and making assessment of students	24	27.91	46	53.49	12	13.95	4	4.65	0	0	86	100

Figure 9

Figure showing the percentage of responses of item 9

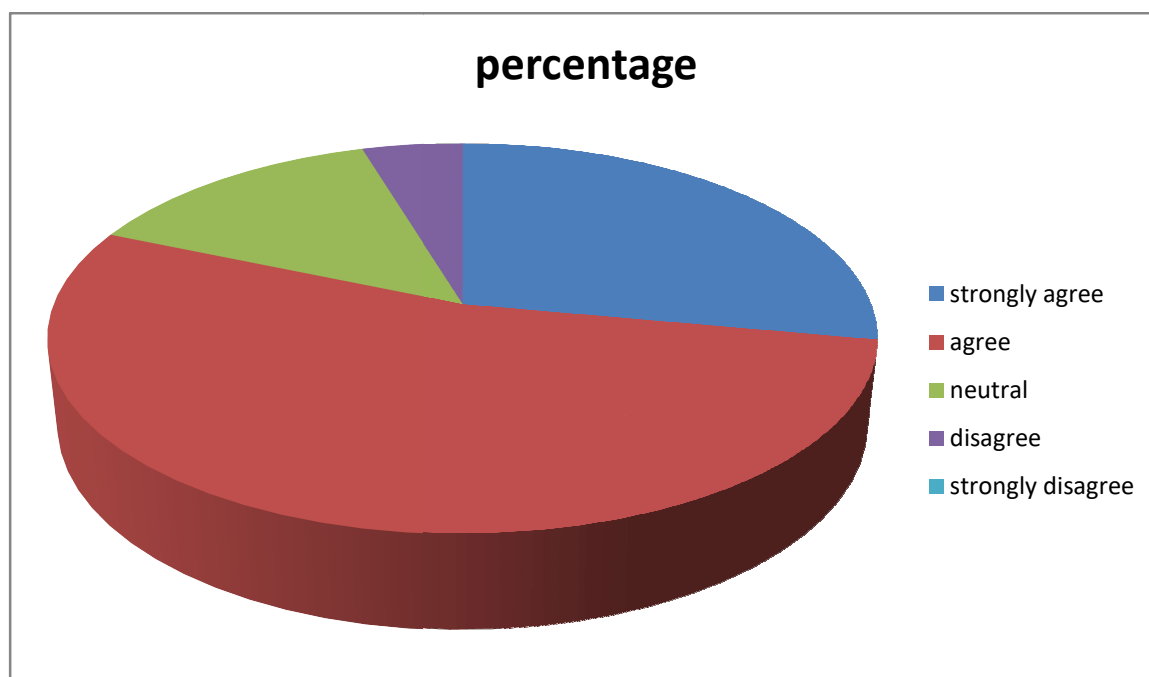


Table 9 and figure 9 shows that 27.91 % teachers strongly agree that Syllabus is suitable for both slow and fast learners ,53.49% teachers agree , 13.95% teachers is Neutral, 4.65% teachers is disagree and 0% is strongly disagree.

Table 10

Percentage of Responses of Item 10

Items	Responses											
	Strongly Agree		Agree		Neutral		Disagree		Strongly disagree		Total	
10	N	%	N	%	N	%	N	%	N	%	N	%
Evaluation system adopted by the institution is transparent	41	47.67	43	50.00	2	2.33	0	0	0	0	86	100



Figure 10

Figure showing the percentage of responses of item 10

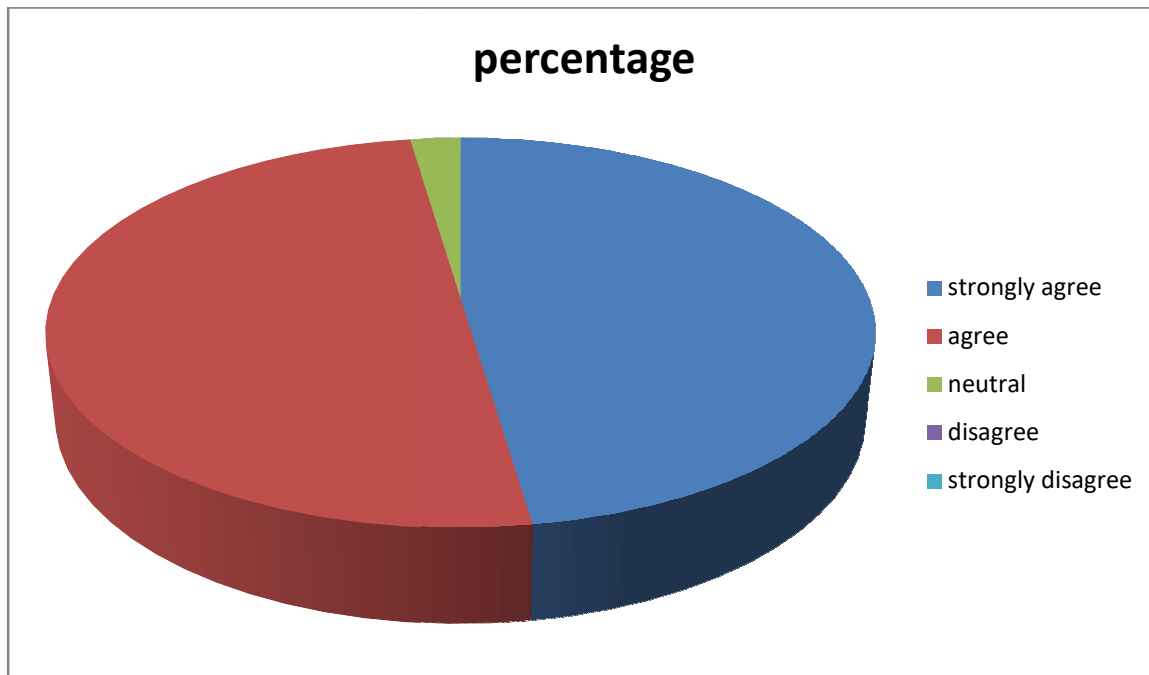


Table 10 and figure 10 shows that 47.67 % teachers strongly agree that Evaluation system adopted by the institution is transparent, 50.00% teachers agree , 2.33% teachers is Neutral, 0% teachers is disagree and 0% is strongly disagree.

Table 11

Percentage of Responses of Item 11

Items	Responses											
	Strongly Agree		Agree		Neutral		Disagree		Strongly disagree		Total	
11	N	%	N	%	N	%	N	%	N	%	N	%
The prescribed books for students are available in the library	18	20.93	38	44.19	22	25.58	6	6.97	2	2.33	86	100

Figure 11

Figure showing the percentage of responses of item 11

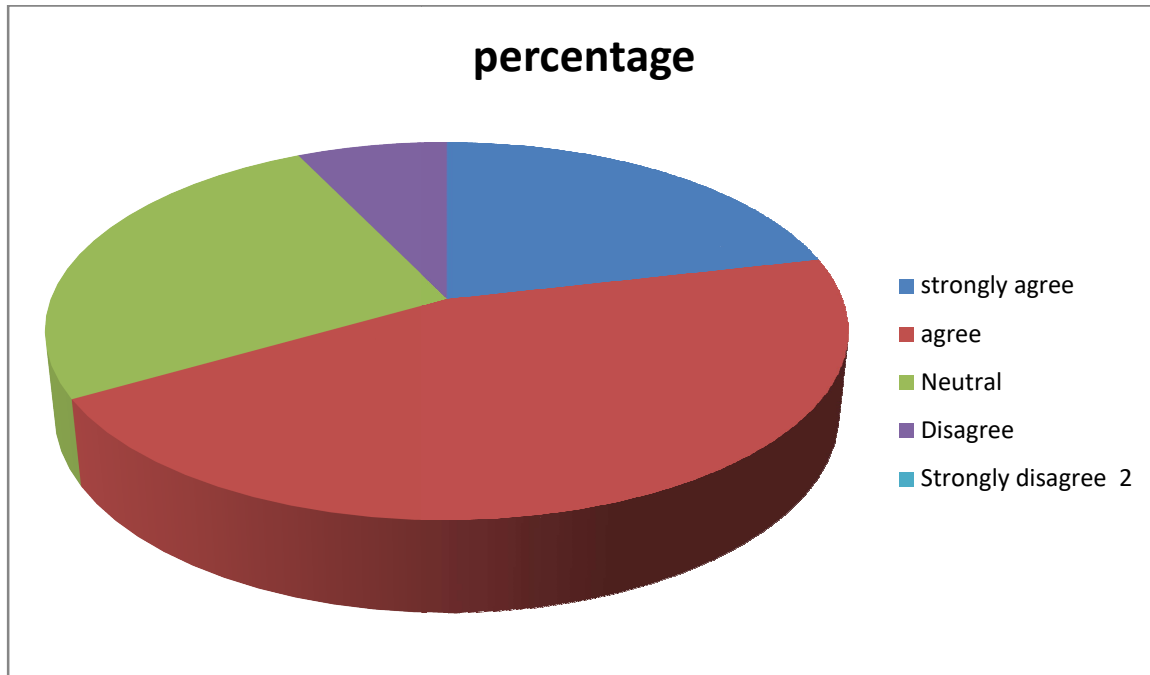


Table 11 and figure 11 shows that 20.93 % teachers strongly agree that the prescribed books for students are available in the library, 44.19% teachers agree , 25.58% teachers is Neutral, 6.97% teachers is disagree and 2.33% is strongly disagree.

Table 12

Percentage of Responses of Item 12

Items	Responses											
	Strongly Agree		Agree		Neutral		Disagree		Strongly disagree		Total	
12	N	%	N	%	N	%	N	%	N	%	N	%
Computer based facilities are made available for ICT enabled teaching to students in classroom.	10	11.63	34	39.54	19	22.09	21	24.41	2	2.33	86	100

Figure 12

Figure showing the percentage of responses of item 12

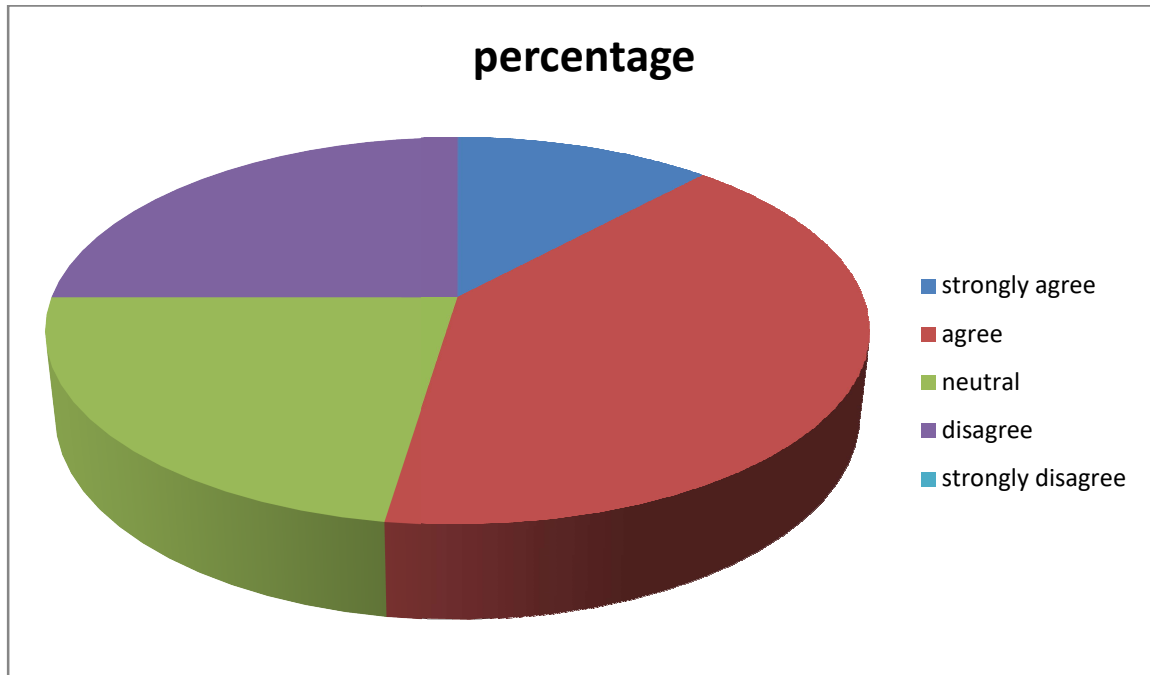


Table 12 and figure 12 shows that 11.63 % teachers strongly agree that Computer based facilities are made available for ICT enabled teaching to students in classroom ,39.54% teachers agree , 22.09% teachers is Neutral, 24.41% teachers is disagree and 2.33% is strongly disagree.

Table 13

Percentage of Responses of Item 13

Items	Responses											
	Strongly Agree		Agree		Neutral		Disagree		Strongly disagree		Total	
13	N	%	N	%	N	%	N	%	N	%	N	%
Encouragement to the teachers for their research oriented work is provided by the institution.	15	17.44	45	52.33	20	23.25	6	6.98	0	0	86	100

Figure 13

Figure showing the percentage of responses of item 13

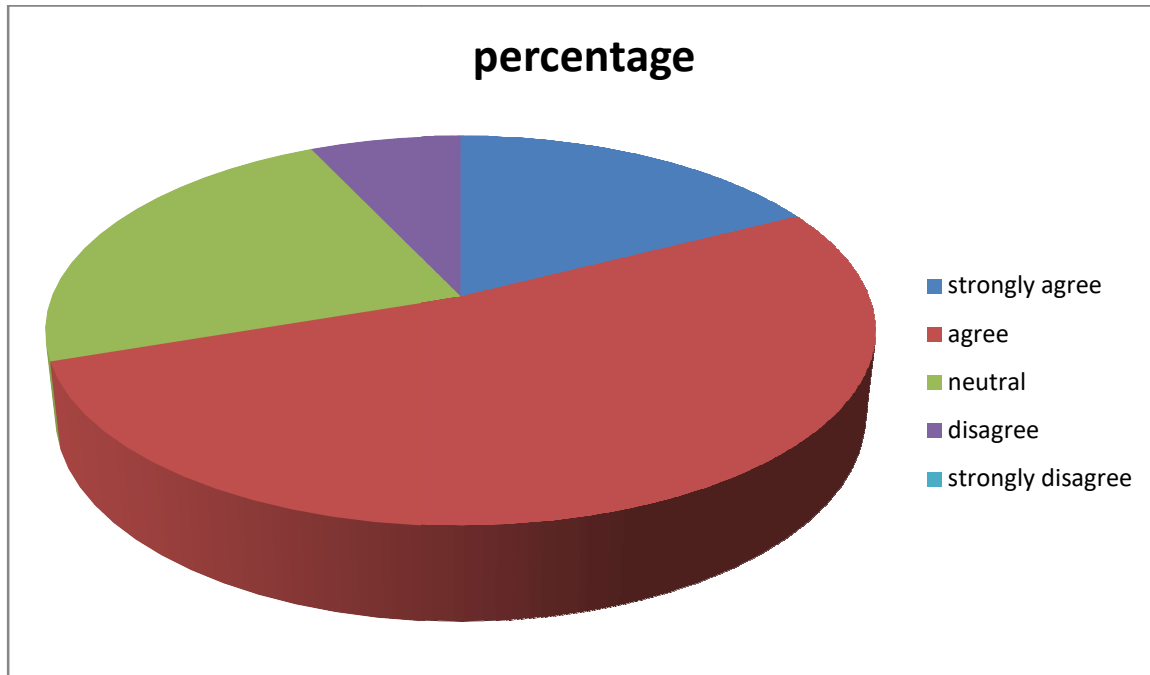


Table 13 and figure 13 shows that 17.44% teachers strongly agree that encouragement to the teachers for their research oriented work is provided by the institution ,52.33% teachers agree , 23.25% teachers is Neutral, 6.98% teachers is disagree and 0% is strongly disagree.

Table 14

Percentage of Responses of Item 14

Items	Responses											
	Strongly Agree		Agree		Neutral		Disagree		Strongly disagree		Total	
14	N	%	N	%	N	%	N	%	N	%	N	%
There is recognition /incentive/appreciation of the individual work is given in the college	12	13.96	50	58.14	20	23.25	3	3.49	1	1.16	86	100



Figure 14

Figure showing the percentage of responses of item 14

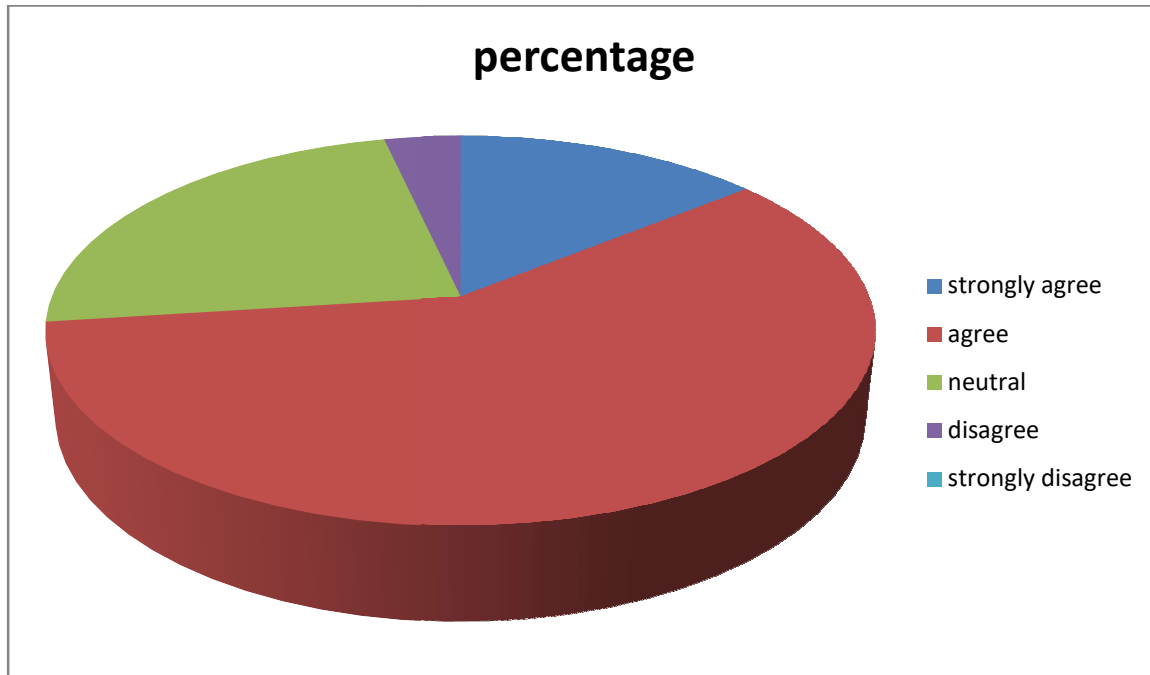


Table 14 and figure 14 shows that 13.96 % teachers strongly agree that there is recognition /incentive/appreciation of the individual work is given in the college ,58.14% teachers agree , 23.25% teachers is Neutral, 3.49% teachers is disagree and 1.16% is strongly disagree.

Table 15

Percentage of Responses of Item 15

Items	Responses											
	Strongly Agree		Agree		Neutral		Disagree		Strongly disagree		Total	
15	N	%	N	%	N	%	N	%	N	%	N	%
The authority is approachable and accessible.	48	55.82	33	38.37	5	5.81	0	0	0	0	86	100

Figure 15

Figure showing the percentage of responses of item 15

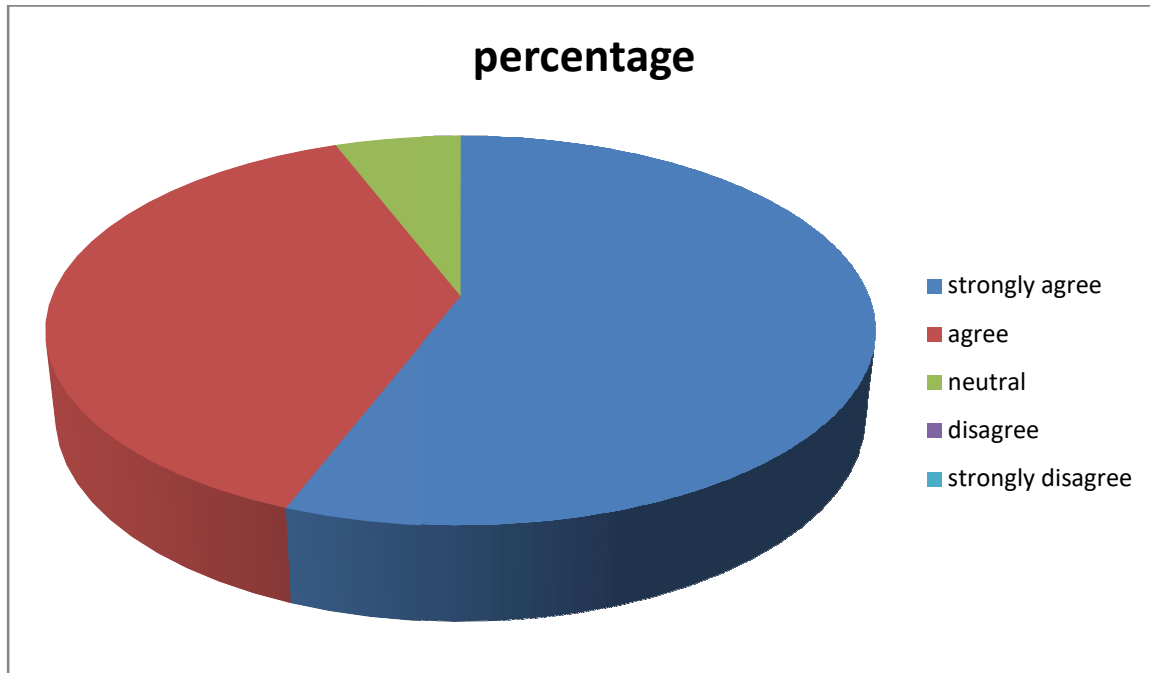


Table 15 and figure 15 shows that 55.82 % teachers strongly agreed that the authority is approachable and accessible, 38.37% teachers agreed , 5.81% teachers is Neutral, 0% teachers is disagreed and 0% is strongly disagreed.

## **SUGGESTIONS:**

The teachers have given various suggestions to improve the facility in the college which are as follows:-

- ICT-enabled tools in the classrooms can enhance the learning outcomes of the students in the future .More facility like ICT tools must be provided by the college. Computer based facilities should be made more adequately available for ICT enabled teaching-learning process for each and every department for all the students in classroom. To make the teaching and learning process more effective, it is critically essential to develop state-of-the-art infrastructure facilities with a sufficient number of ICT-enabled classrooms.
- College should adopt some strategies to make students class attendance strictly compulsory.
- More books are to be provided to students
- Teaching hours may be increased by two hours on Saturday for all faculties, orientation course/ workshop on instrumentation for science departments is needed at regular interval.
- Required projector facility in classroom.
- Teacher is facing difficulties in rendering their usual duties as and when called for or assigned other duties by the authorities and Government.
- LIBRARY NEEDS TO BE MORE EQUIPPED WITH SYLLABUS RELATED BOOKS
- More classrooms should be equipped with audio-visual teaching aids, especially for PG classrooms.
- The college library should have adequate books according to the syllabus. On the other hand the students should be properly trained for NET, SLET etc. examinations for postgraduate classes.
- Practical apparatus is not sufficient, need to increase in numbers and types.

## **Action Taken by the institution on the basis of Feedback and suggestions of the teachers:**

- **Action 1:** Smart Panel is provided to every P.G department.
- **Action 2:** Projector is provided to every department for smart class.
- **Action 3:** Library is equipped with more syllabus related books.
- **Action 4:** More practical apparatus is provided to the department having practical papers.
- **Action 5:** Faculty development programme for the teachers made compulsory.
- **Action 6:** Brain storming session is introduced.