

OFFICE OF THE PRINCIPAL :: DARRANG COLLEGE :: TEZPUR

Ref: DC/Gen/F.No.254/16/2024/29

Date:- 19-01-2024

REMAINDER NOTICE - FEES WAIVER
Registration in SAMARTH Portal

It is hereby notified that all students of 1st, 3rd & 5th Semester who have already taken free admission scheme must register in SAMARTH Portal and upload necessary income proof documents before 7.00 p.m. of 19th of January, 2024. It is compulsory for all students to upload necessary documents otherwise they will not get benefit of the fees waiver scheme and the waive fees must be paid to the college.


LINK of Students Scholarship Portal:


<https://assamshesp.samarth.edu.in/>

A brief tutorial about the process is given on the next page.

Copy to the:

- 1) V.P. for information.
- 2) All the Notice Boards
- 3) College Website.
- 4) File.


Principal, *i/c*
Darrang College, Tezpur
Principal
Darrang College
Tezpur, Assam


Principal *i/c*
Principal
Darrang College
Tezpur, Assam

TUTORIAL FOR APPLYING FOR FEE WAIVER SCHEME

STEP 1: Visit <https://assamshesp.samarth.edu.in/>

STEP 2: Click on Register button under New User

New User?

If you are registering for the first time, please click the button below.

Register

STEP 3: Fill up the Enrollment Number, Date of Birth, Captcha and Submit.

For the 1st Semester Student the Enrollment Number is a 12 digit number starting with 1125423XXXXX.

For the 3rd and 5th Semester students the Enrollment Number is the University Examination Roll Number like UC-221-225-XXXX or UA-221-225-XXXX US-221-225-XXXX or UC-211-225-XXXX or UA-211-225-XXXX or US-211-225-XXXX

● ● ● Student Portal

Registration

Enrolment/Roll Number

Enter the Enrolment/Roll Number

Date of Birth

Enter Date of Birth

Captcha

8326273

Click on the text to change the captcha

Register

STEP 4: An OTP will be sent to Students Mobile / Email . Input the OTP received on the next screen and reset the password.

STEP 5: After the steps 1 to 4 is completed, students can now login to their account by going to the Registered User section.



Registered User?

If you have registered earlier, please login below.

Login

Enrolment / Roll Number



Username cannot be blank.

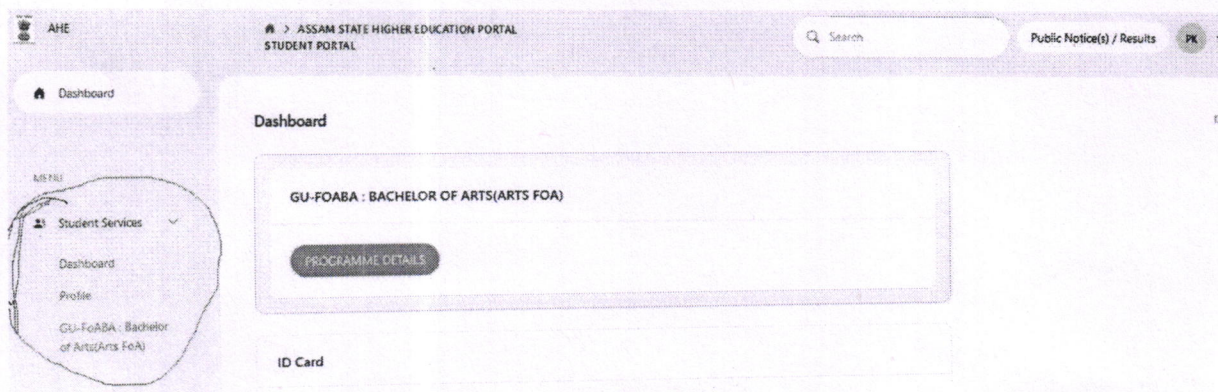
Password

Click on the text to change the captcha

Captcha **8326273**

Login

STEP 6: After login Student will see one link "Scholarship" under student services.



STEP 7: Click on Scholarship option and choose the "Apply" option in the next screen.

STEP 8: In the next step input the yearly income and upload the income certificate and submit.

OR

General Instructions for Login

Instructions for Registering on Assam State Higher Education Portal :

1. Visit Assam State Higher Education Portal by clicking or typing the link <https://assamshesp.samarth.edu.in/index.php/studentlogin/registration/register>
2. Enter your roll number in **Enrolment/Roll Number** input box
3. Select your date of birth from calendar in **Date of Birth** box. This must be the same date which you had entered in admission portal during admissions.
4. Enter **Captcha** as displayed on screen
5. Click on **Register** button after completing **steps 1 to 4**
6. A One Time Password (OTP) will be sent on your registered email and mobile number and you will be prompted to enter the OTP.
7. Enter the One Time Password (OTP)
8. On next screen you will be prompted to **Set your Password**. Confirm your password by typing it again in Confirm Password Input box. Choose a strong password ensure the security of your account.
9. Once done, a success message will be displayed. You may now login using your Roll Number and the password you just created.

Please follow the above instructions to access our student portal, where you can find essential resources, digital id card, programme details and more. Make sure to choose a strong password to ensure the security of your account.

[Signature]
Principal, *i/c*
Darrang College, Tezpur
Principal
Darrang College
Tezpur, Assam