



DARRANG COLLEGE TEZPUR



STUDENT SATISFACTION SURVEY

Website- <https://darrangcollege.ac.in>

e-mail: darrangcollege@gmail.com



Analysis of the Student Satisfaction Survey (SSS)

Session 2023-2024

INTRODUCTION

This report has been prepared based on the feedback received from the students of Darrang College. This report provides a comprehensive overview of the feedback gathered from students. This report serves as a valuable tool for assessing the quality of our educational programs, services, and facilities, as well as identifying areas for improvement and enhancement.

Aims and Objective of the survey: This report serves as a valuable tool for assessing the quality of our educational programs, services, and facilities, as well as identifying areas for improvement and enhancement. In this report, the authority will find a summary of the feedback received from students across various aspects of their college experience, including teaching and learning, campus resources, extracurricular activities, and student support services. The feedback has been analyzed and organized to provide actionable insights that will inform decision-making and initiatives aimed at enhancing the overall student experience.

Methodology

Population of study: All the students of PG and UG of Darrang College.

Sample: Total 869nos of students responded to the survey and all the responses have been selected.

Tools used for data collection: A 10-item non-standardized self-prepared 4-point scale is used to understanding various aspects of the students' college experience, including teaching and learning, campus resources, extracurricular activities, and student support services.

Google form: A link is created by using Google form including the survey questioner. Google Forms is a survey administration software included as part of the free, web-based Google Docs Editors suite offered by Google. The service also includes Google Docs, Google Sheets, Google Slides, Google Drawings, Google Sites, and Google Keep. Google Forms is only available as a web application. The app allows users to create and edit surveys online while collaborating with other users in real-time. The collected information can be automatically entered into a spreadsheet (Wikipedia 2024).

Procedure: The Google form including survey questioner circulated to the students of UG and PG of Darrang College through the website of Darrang College Tezpur. Total 869 numbers of students responded to the survey and all the responses have been selected.

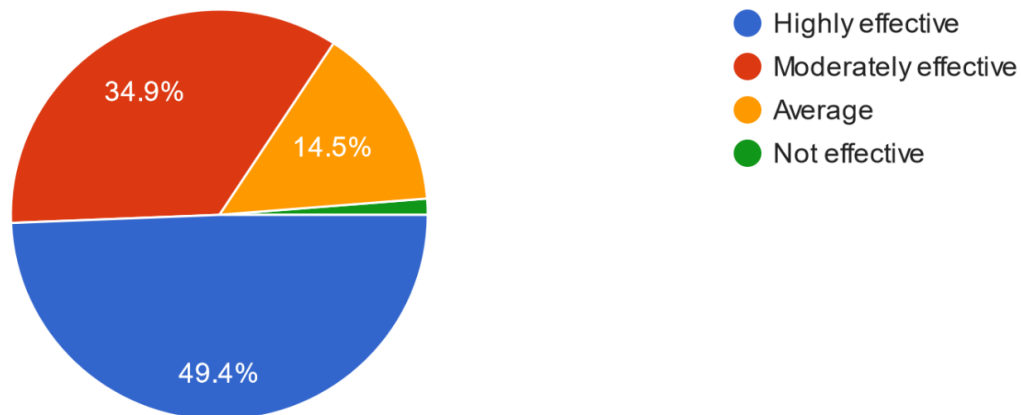
Statistical tools: For analysis of data Pie chart has been used.

Results:

Statement wise analyses of the results are mentioned below

Do you find your classes effective in regard to understanding of topics?

869 responses

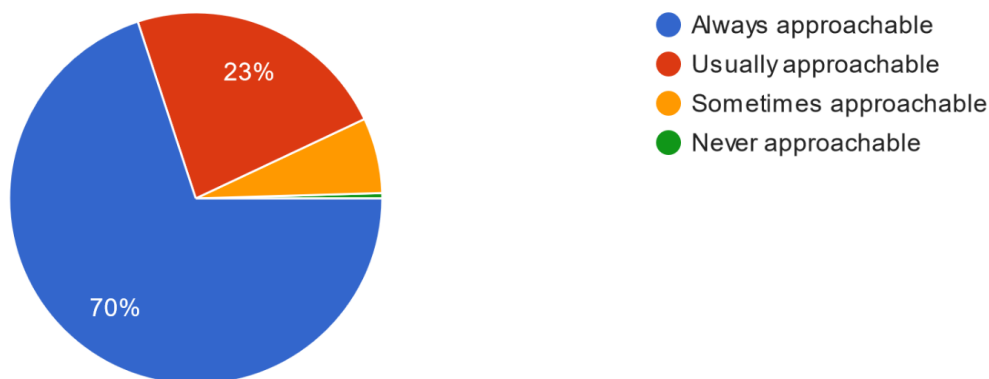


Interpretation: It can be understood from the above diagram that majority of students i.e., 49.4% found the classes to be highly effective, 34.9% students found it to be moderately effective, 14.5% stated it to be average whereas 1.2% stated it to be ineffective.

Hence, it can be interpreted that the classes are highly effective in regard to understanding of topics for the students.

Are the teachers approachable in regard to doubt clearing or arranging remedial teaching?

869 responses

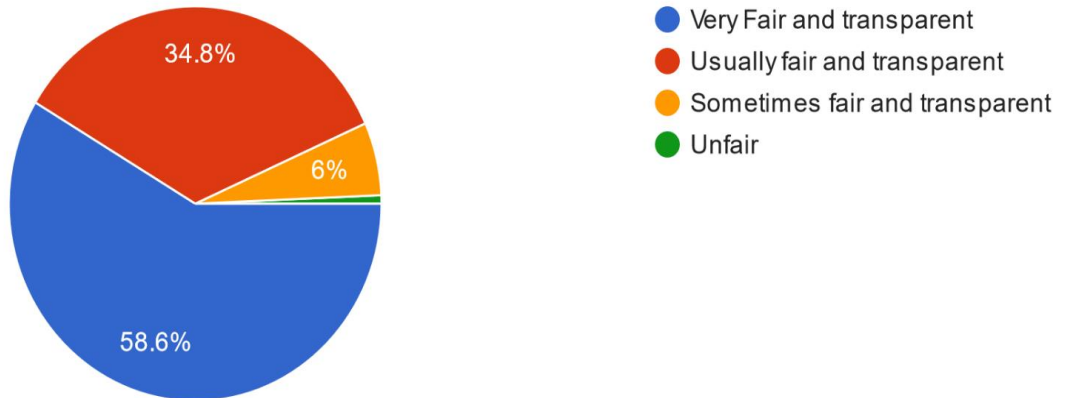


Interpretation: It can be understood from the above diagram that majority of students i.e., 70% found the teachers always approachable in regard to doubt clearing or arranging remedial teaching classes, 23% students found the teachers to be usually approachable, 6.6% viewed the teachers to be sometimes approachable whereas 0.4% viewed the teachers to be never approachable.

Hence, it can be interpreted that teachers are always approachable in regard to doubt clearing or arranging remedial teaching classes for students.

How do you perceive the internal evaluation process by the teachers?

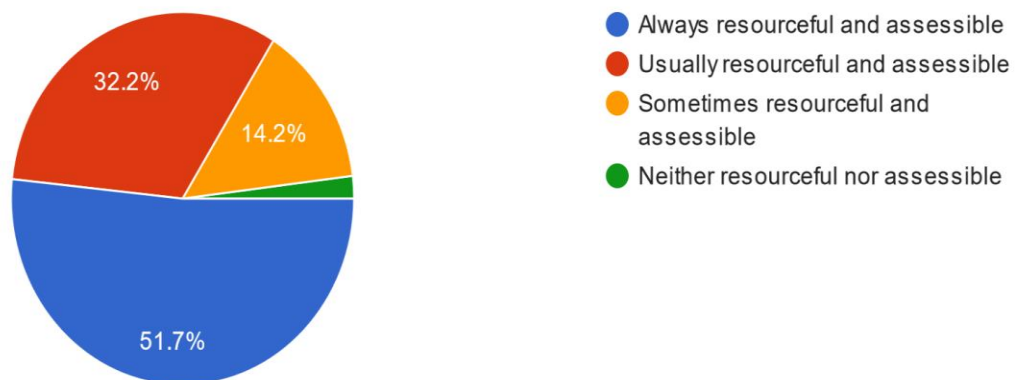
869 responses



Interpretation: It can be understood from the above diagram that 58.6% students found the internal evaluation process to be very fair and transparent, 34.8% students found it to be usually fair and transparent, 6% stated it to be sometimes fair and transparent whereas 0.6% stated it to be unfair. Hence, it can be interpreted that the internal evaluation process is very fair and transparent to the students.

Is the college library resourceful and assessable?

869 responses

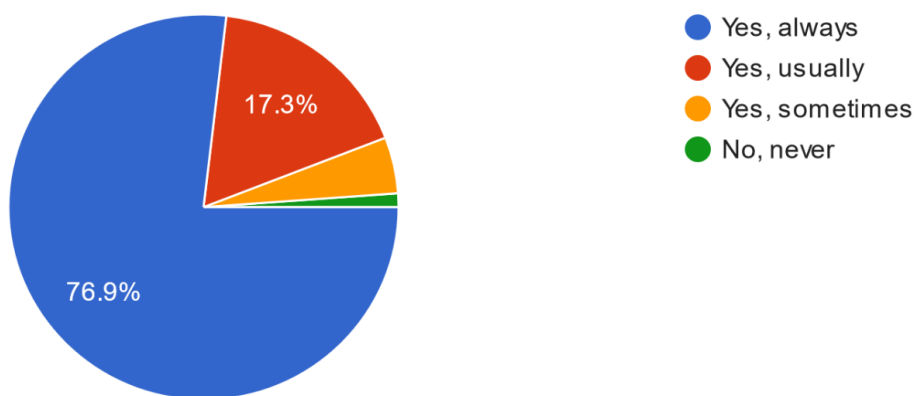


Interpretation: It can be understood from the above diagram that 51.7% students found the library to be always resourceful and accessible, 32.2% students found it to be usually resourceful and accessible, 14.2% stated it to be sometimes resourceful and accessible whereas 1.9% stated it to be unfair.

Hence, it can be interpreted that the college library is always resourceful and accessible to the students.

Do the college provide scope for participation in co-curricular activities/NCC/NSS?

869 responses

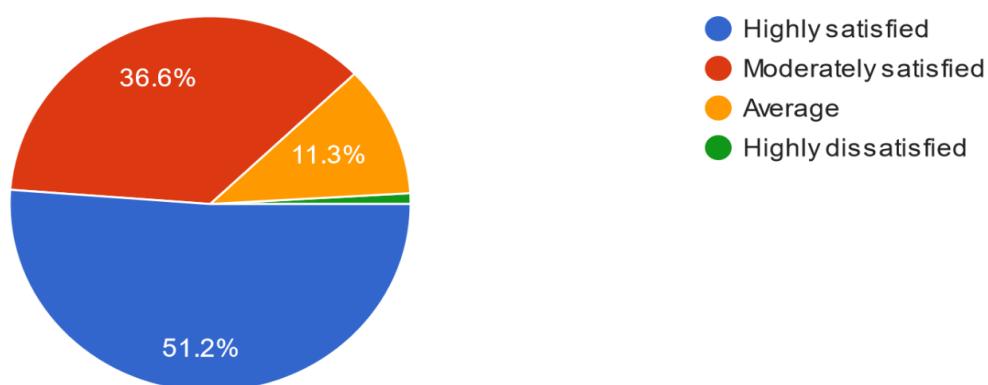


Interpretation: It can be understood from the above diagram that 76.9% students opined that the college always offers scope for participation in co-curricular activities/NCC and NSS, 17.3% students opined that the college usually provide scope to the students, 6% stated it to be sometimes fair and transparent whereas 0.6% stated it to be unfair.

Hence, it can be interpreted that the internal evaluation process is very fair and transparent to the students.

How much are you satisfied with the timely coverage of syllabus?

869 responses

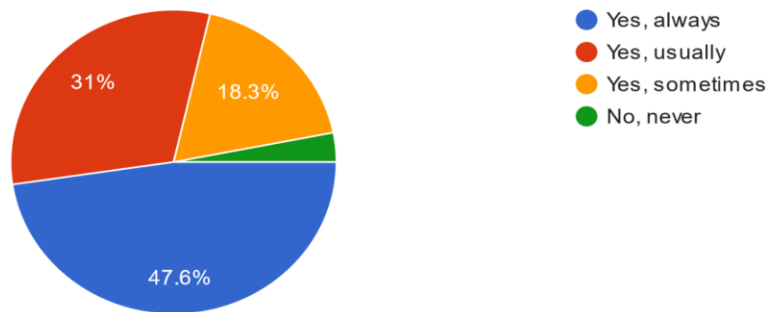


Interpretation: It can be understood from the above diagram that 51.2% students stated that the students are highly satisfied with timely coverage of syllabus, 36.6% students are moderately satisfied, 11.3% students voted for an average whereas 0.6% students are highly dissatisfied with non-timely coverage of syllabus.

Hence, it can be interpreted that the students are highly satisfied with timely coverage of syllabus.

Do the teachers use any technological support/aid while reaching to students in teaching-learning process? (Use of projectors/google classroom/aca...ic watsapp groups/e-link to academic resources)

869 responses

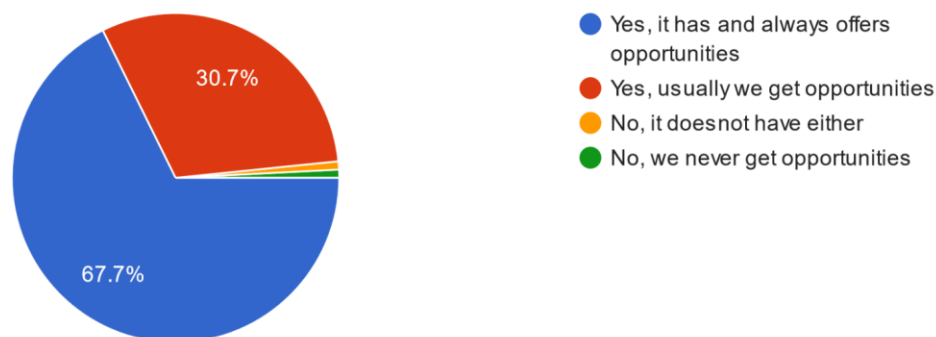


Interpretation: It can be understood from the above diagram that 47.6% students reported teachers always use technological support while reaching to students in teaching-learning process, 31% students stated teachers usually adopt technological support, 18.3% stated that sometimes technological support is adopted by teachers whereas 3.1% stated that technological support is never adopted by teachers in the teaching-learning process.

Hence, it can be interpreted that the teachers always use technological support like projectors, use google classrooms or watsapp groups while reaching to students in teaching-learning process.

Do the college has any playground for promoting outdoor sports among students or has indoor stadium for indoor sports?

869 responses

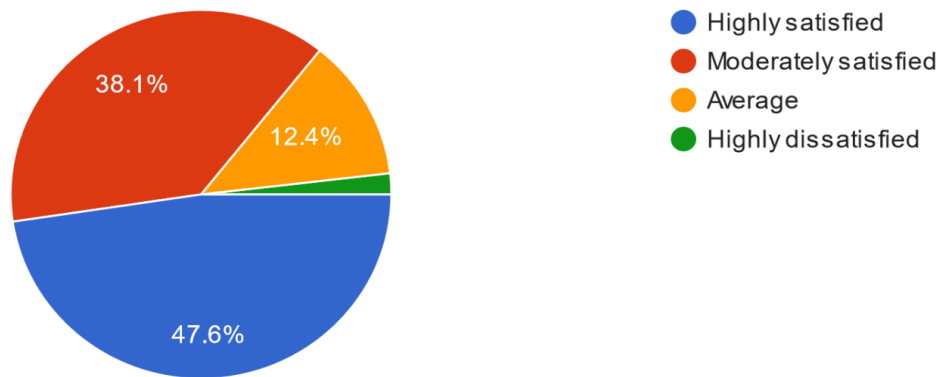


Interpretation: It can be understood from the above diagram that 67.7% students reported that the college always offers opportunities for promoting outdoor sports and has indoor stadium, 30.7% students stated that the college usually offers opportunities whereas 0.8% each stated that there are no opportunities for either outdoor and indoor sports and they never got any opportunity.

Hence, it can be interpreted that college always offers opportunities for promoting outdoor sports and has indoor stadium.

Are you satisfied with the infrastructural facilities provided by the college?

869 responses

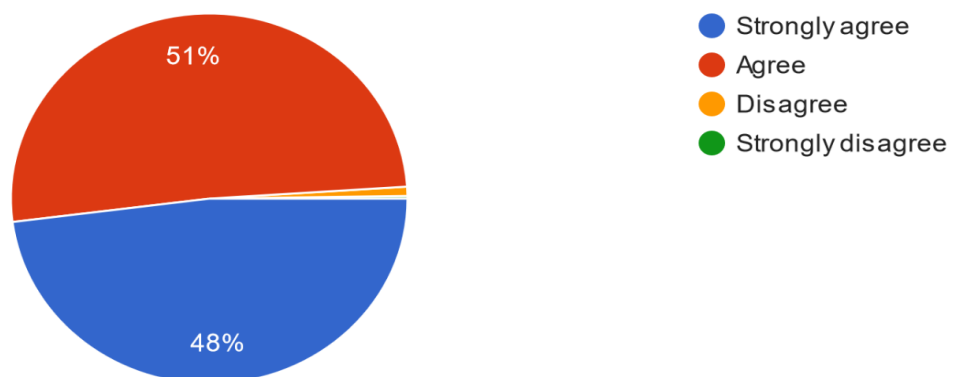


Interpretation: It can be understood from the above diagram that 47.6% students stated that the students are highly satisfied with the infrastructural facilities provided by the college, 38.1% students are moderately satisfied, 12.4% students voted for an average whereas 1.9% students are highly dissatisfied with the infrastructural facilities provided by the college.

Hence, it can be interpreted that the students are highly satisfied with the infrastructural facilities provided by the college.

Overall teaching-learning process in your institute is very good.

869 responses



Interpretation: It can be understood from the above diagram that 48% students strongly agree to the statement that teaching-learning process in the institute is very good, 51% students agree to the statement, whereas 0.8% students strongly disagree that the teaching-learning process in the institute is good.

Hence, it can be interpreted that the teaching-learning process in the institute is very good,

Student Satisfaction Survey

Annexure 1

1. Do you find your classes effective in regard to understanding of topics?
2. Are the teachers approachable in regard to doubt clearing or arranging remedial teaching?
3. How do you perceive the internal evaluation process by the teachers?
4. Is the college library resourceful and accessible?
5. Does the college provide scope for participation in co-curricular activities, NCC/NSS?
6. How much are you satisfied with the timely coverage of syllabus?
7. Do the teachers use any technological support/aid while reaching to students in teaching-learning process? (Use of projectors/google classroom/academic What's App groups/e-link to academic resources)
8. Do the college have any playground for promoting outdoor sports among students or has indoor stadium for indoor sports?
9. Are you satisfied with the infrastructural facilities provided by the college?
10. Overall teaching-learning process in your institute is very good.